

Blue Line Fanless FPC-2600 DIN RAIL



Model 1



Model 2

Highlights

Industrial fanless pc series for DIN RAIL mounting.

Blue Line Fanless FPC-2600 is one of the first industrial computers supporting Intel 11th / 13th generation processors. You get an efficient and modern industrial computer for 24/7 operation in many types of environments. High performance industrial pc with a large range of options and configurations.

Reduce cost and time spending with our global partner model based on your specific requirements. Let Blue Line take responsibility for delivery on time. Blue Line's ultimate goal is to help our customers get peace of mind by handling all relevant details such as securing the right configuration, software setup, mounting, packaging, labeling etc. Ask for references from your industry.



Model 3



Model 3

- Intel Atom to 11th / 13 Gen. Core i7 Mobile
- Hailo-8 AI acceleration modules
- Windows 10 / 11
- Up to 2 x COM, 5 x USB, 4 x GbE
- Compact design
- Wide temp -40°C to 60°C
- DIN RAIL mounting
- Fanless operation
- Build-to-order configured to your requirements



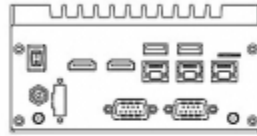
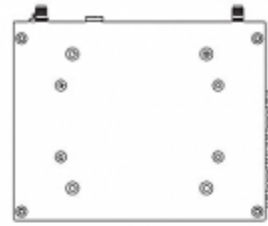
BLUE LINE
IT for Demanding Environments

- has more than 30 years experience
- delivers reliable IT solutions for demanding environments
- builds compact and high performance solutions
- focuses on long duration, 24/7-operation, and ruggedness
- is ISO 9001:2015-certified
- is known for providing the best assistance and services in all phases.

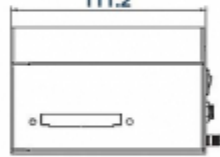
Blue Line Fanless FPC-2600 DIN RAIL

Dimensions

Model 2 & 3



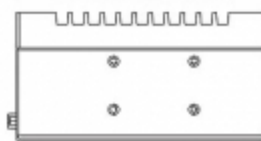

111.2



71.9



Model 1



BLUE LINE
IT for Demanding Environments

- has more than 30 years experience
- delivers reliable IT solutions for demanding environments
- builds compact and high performance solutions
- focuses on long duration, 24/7-operation, and ruggedness
- is ISO 9001:2015-certified
- is known for providing the best assistance and services in all phases.

Blue Line Fanless FPC-2600 DIN RAIL

Specifications

Model Type

Fanless PC

Form Factor

Compact

Construction

Aluminium

Cooling

Fanless

Environment

Operating temperature -40°C to +60°C, with wide temp SSD
-20°C to +60°C with wide temp SSD (Model 3 - J6412 CPU)

Storage temperature -20 to 70 °C

Humidity 95% @ 40°C (non-condensing)

Certification

CE / FCC class A

Processor

Model 1 & 2 Intel Core i3-1115GRE UP3 2C/4T 2.2GHz (Turbo 3.9GHz) 15W TDP

Intel Core i7-1185GRE UP3 4C/8T 1.8GHz (Turbo 4.4GHz) 15W TDP

Model 3 Intel Atom x6413E 4C/4T 1.5GHz (Turbo 3GHz) 9W TDP

Intel Celeron J6412 4C/4T 2GHz (Turbo 2.6GHz) 10W TDP

Model 4 Intel Core i5-1335UE 10C/12T 1.3GHz (Turbo 4.5GHz) 15W TDP

Chipset

Model 1 & 2 Intel Tiger Lake-UP3 SoC

Model 3 Intel Elkhart Lake SoC

Intel UHD Graphics, support DirectX 12 & OpenGL 4.5

Model 4 Intel Raptor Lake SoC

Intel Iris Xe Graphics eligible, support DirectX 12.1 & OpenGL 4.6

Hardware Watchdog Timer, 0 to 255 sec programmable

Intel PTT (TPM 2.0)

RAM

Model 1, 2 & 3 1 x DDR4 SODIMM socket, max. 32GB 3200MHz

Model 4 1 x DDR5 SODIMM socket, max. 32GB 5200MHz

Storage

Model 1 & 2 1 x M.2 B key type 3042 (PCIe x2 / USB 3.0)
1 x M.2 M key type 2242 (PCIe x4 / SATA), supports NVMe / SATA

Model 3 1 x M.2 B key type 2242 / 3042 (PCIe x2 / USB 3.0)
1 x M.2 B key type 2242 (PCIe x2 / USB 2.0) supports NVMe only

Model 4 1 x M.2 B key type 3042 (PCIe x2 / USB 3.2 / 2.0)
1 x M.2 M key type 2280 (PCIe x4 3.0 / SATA) supports NVMe

Front Input / Output

Model 1 4 x Intel GbE (1 x I219LM and 3 x I210IT)
3 x USB 3.0, 2 x USB 2.0
2 x RS232 / 422 / 482
1 x HDMI

1 x Push-push Nano SIM slot (Internal M.2 Modem required) (Option for 4DI / 4DO)

Model 2 3 x 2.5GbE (Intel I225IT)
2 x USB 3.0, 4 x USB 2.0
2 x RS232 / 422 / 485
4 x HDMI

1 x Push-push Nano SIM slot (Internal M.2 Modem required) (Option for 4DI / 4DO)

Model 3 3 x 2.5GbE (Intel I225IT)
2 x USB 3.0, 3 x USB 2.0
2 x RS232 / 422 / 485
2 x HDMI

1 x Push-push Nano SIM slot (Internal M.2 Modem required) (Option for 4DI / 4DO)

Model 4 4 x 2.5GbE (Intel I226)
3 x USB 3.2 Gen1, 2 x USB 2.0
2 x RS232 / 422 / 485
1 x HDMI

1 x Push-push Nano SIM slot (Internal M.2 Modem required) (Option for 4DI / 4DO)

Expansion



Blue Line Fanless FPC-2600 DIN RAIL

Model 1 & 2	1 x M.2 B key type 3042 (PCIe x2 / USB 3.0) 1 x M.2 M key type 2242 (PCIe x4 / SATA)
Model 3	1 x M.2 B key type 2242 / 3042 (PCIe x2 / USB 3.0) 1 x M.2 B key type 2242 (PCIe x2 / USB 2.0)
Model 4	1 x M.2 B key type 3042 (PCIe x2 / USB 3.2 / 2.0) 1 x M.2 M key type 2280 (PCIe x4 3.0 / SATA)

Ordering Information

488

Operating System

Windows 10 / 11
Windows 10 IoT Enterprise
Linux

Power Supply

Model 1	DC-Jack or 2-pin input: +12V
Model 2 & 4	DC-Jack or 2-pin input: Wide range +9 to 36V
Model 3	DC-Jack or 2-pin input: Wide range +9 to 24V

Power Consumption

TBD

Dimension and Weight

Model 1, 2, 3 & 4	H 71.9 x W 141 x D 111.2mm	Net weight: 1.5kg / gross weight: 1.7kg
-------------------	----------------------------	---

Mounting

Wall / stand
DIN RAIL

Accessories Optional

GPS modulmoduletenna kit
Bluetooth / WiFi module + antenna kit
5G / 4G LTE module + antenna kit
Hailo-8 AI acceleration module (only for model 3)
SuperCAP / Battery UPS (Extended Chassis needed)
Digital Input & Output 4DI / 4DO, 2x 5Pin 2.0 wafer Connector, Range DC 80V/50mA max, isolation protection 3750Vrms
60W AC to DC external power adapter
Wall mount kit
DIN RAIL mounting kit

Warranty and After Sales Support

Standard 1 year (option for 3 years)

